

Scaled data based on original data using
LM-79-08 Approved Method: Electrical and Photometric Measurements of Solid-
State Lighting Products

Test Report Prepared for
Cooper Lighting Solutions
(formerly Eaton)

Brand: McGRAW-EDISON

Report Number: P270158

Luminaire Tested: **GWC-AF-01-LED-E1-SL3-7027-600**

Issue Date: 3/3/2020

Test Information

Test Method: LM-79-08
Report Number: P270158
TEST IS SCALED FROM IESNA LM-79-08 TEST DATA (P24288)
Test Lab: INNOVATION CENTER P2
Issue Date: 3/3/2020
Manufacturer: COOPER LIGHTING SOLUTIONS (FORMERLY EATON)
Product Line: MCGRAW-EDISON
Catalog Number: GWC-AF-01-LED-E1-SL3-7027-600
Description: GALLEON WALL LUMINAIRE
(1) 70 CRI, 2700K, 615mA LIGHTSQUARE WITH 16 LEDS EACH AND TYPE III SPILL LIGHT ELIMINATOR OPTICS
Light Source: -
Ballast/Driver: ELECTRONIC DRIVER

Summary

Lumens per Lamp: N/A
Luminaire Lumens: 3638.4 lumens
Efficiency: N/A
Efficacy: 107.0 lumens/watt
Luminous Opening: Rectangular (W 0.5' x L: 0.5' x H: 0')
IES Classification: Type III - Medium - Non-Cutoff
BUG Rating: B1 - U0 - G1

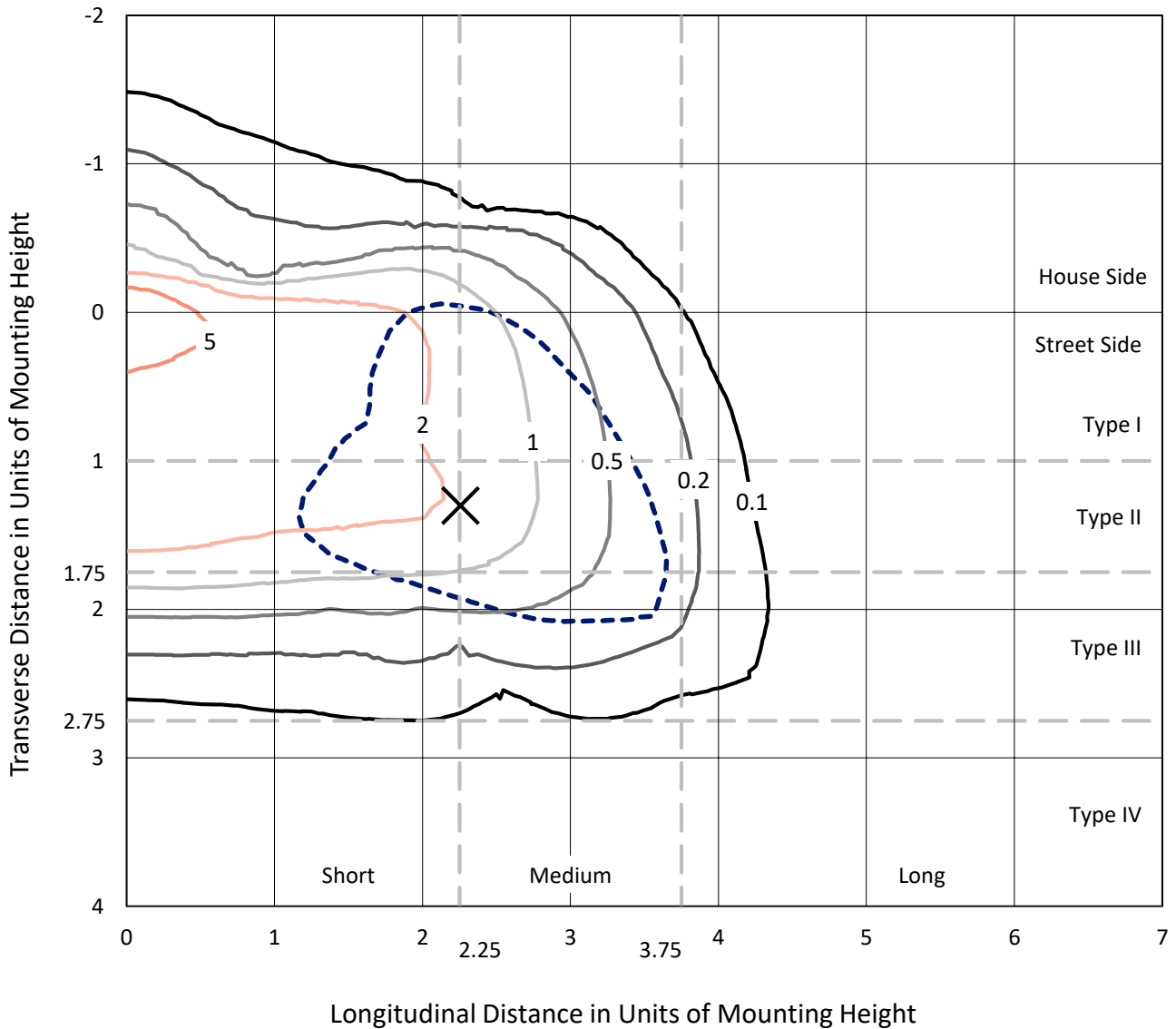
Input Watts (W): 34
Input Voltage (V): NR
Input Current (Ain): NR
Voltage Rise (V): NR
Power Factor: NR
Total Harmonic Distortion (THDi): NR
Frequency (hertz): 60
Stabilization Time: NR
Operation Time: NR
Ambient Temperature (°C): NR
Test Distance: 25 FT



REPORT NUMBER: P270158
 CATALOG NUMBER: GWC-AF-01-LED-E1-SL3-7027-600

Iso-Footcandle Lines of Horizontal Illumination

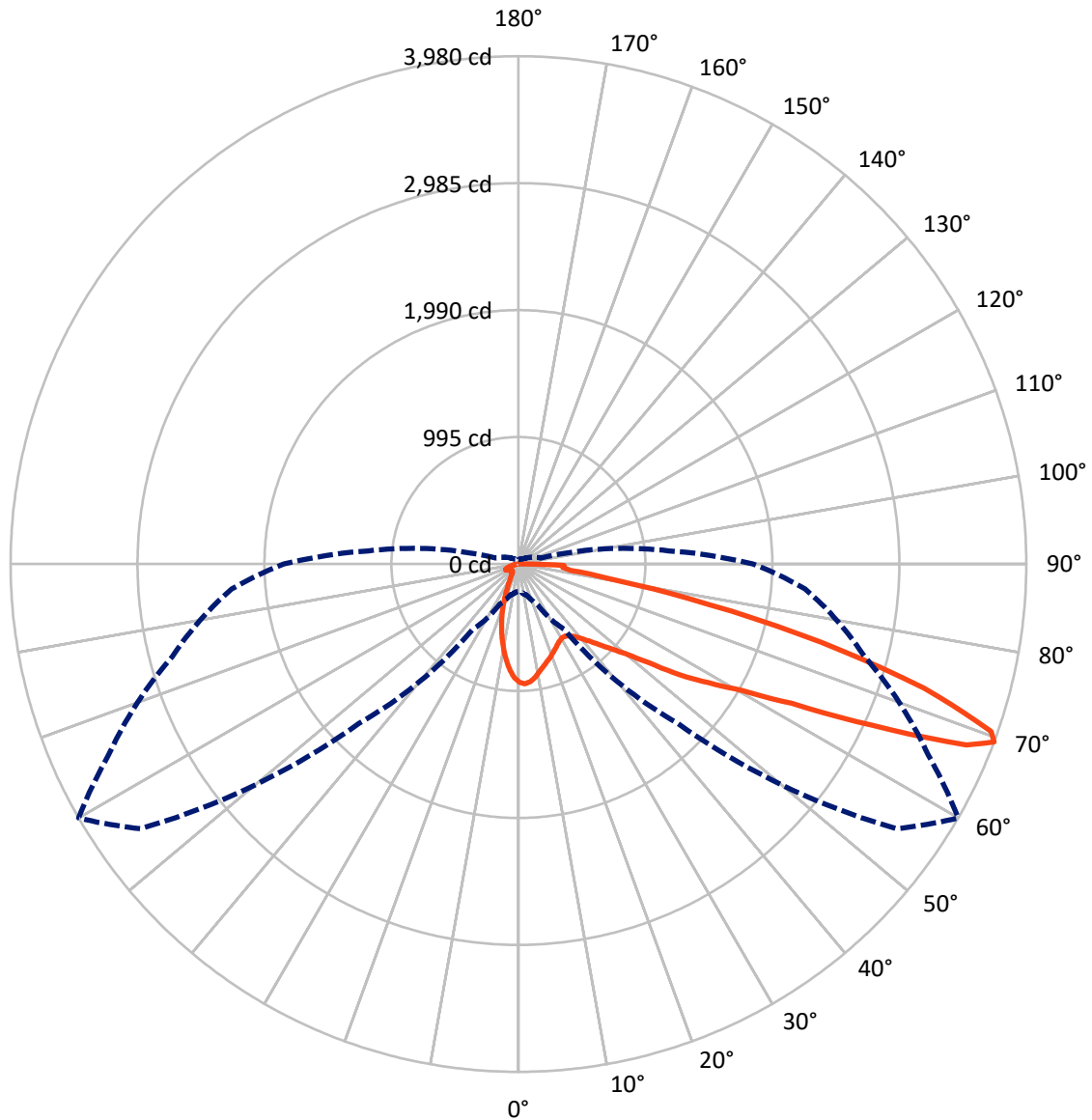
× Max cd
 - - - 1/2 Max cd



Based on 10 foot mounting height. Maximum calculated value = 9.3 fc
 Type III - Medium - Non-Cutoff

REPORT NUMBER: P270158
CATALOG NUMBER: GWC-AF-01-LED-E1-SL3-7027-600

Luminous Intensity Polar Plot



— Vertical Plane Through 60-Deg Lateral - - - Horizontal Cone Through 69-Deg Vertical

REPORT NUMBER: P270158

CATALOG NUMBER: GWC-AF-01-LED-E1-SL3-7027-600

FLUX DISTRIBUTION:

		Downward	Upward	Total
House Side	Lumens	517.6	0.0	517.6
	% Fixture	14.2	0.0	14.2
Street Side	Lumens	3120.7	0.0	3120.7
	% Fixture	85.8	0.0	85.8
Total	Lumens	3638.4	0.0	3638.4
	% Fixture	100.0	0.0	100.0

ZONAL LUMENS:

Zone	Lumens	% Fixture
0°-10°	78.4	2.2
10°-20°	167.0	4.6
20°-30°	212.8	5.8
30°-40°	292.6	8.0
40°-50°	474.7	13.0
50°-60°	761.3	20.9
60°-70°	1013.2	27.8
70°-80°	547.1	15.0
80°-90°	91.3	2.5
90°-100°	0.0	0.0
100°-110°	0.0	0.0
110°-120°	0.0	0.0
120°-130°	0.0	0.0
130°-140°	0.0	0.0
140°-150°	0.0	0.0
150°-160°	0.0	0.0
160°-170°	0.0	0.0
170°-180°	0.0	0.0
0°-90°	3638.4	100.0
0°-180°	3638.4	100.0

Coefficient of Utilization



REPORT NUMBER: P270158

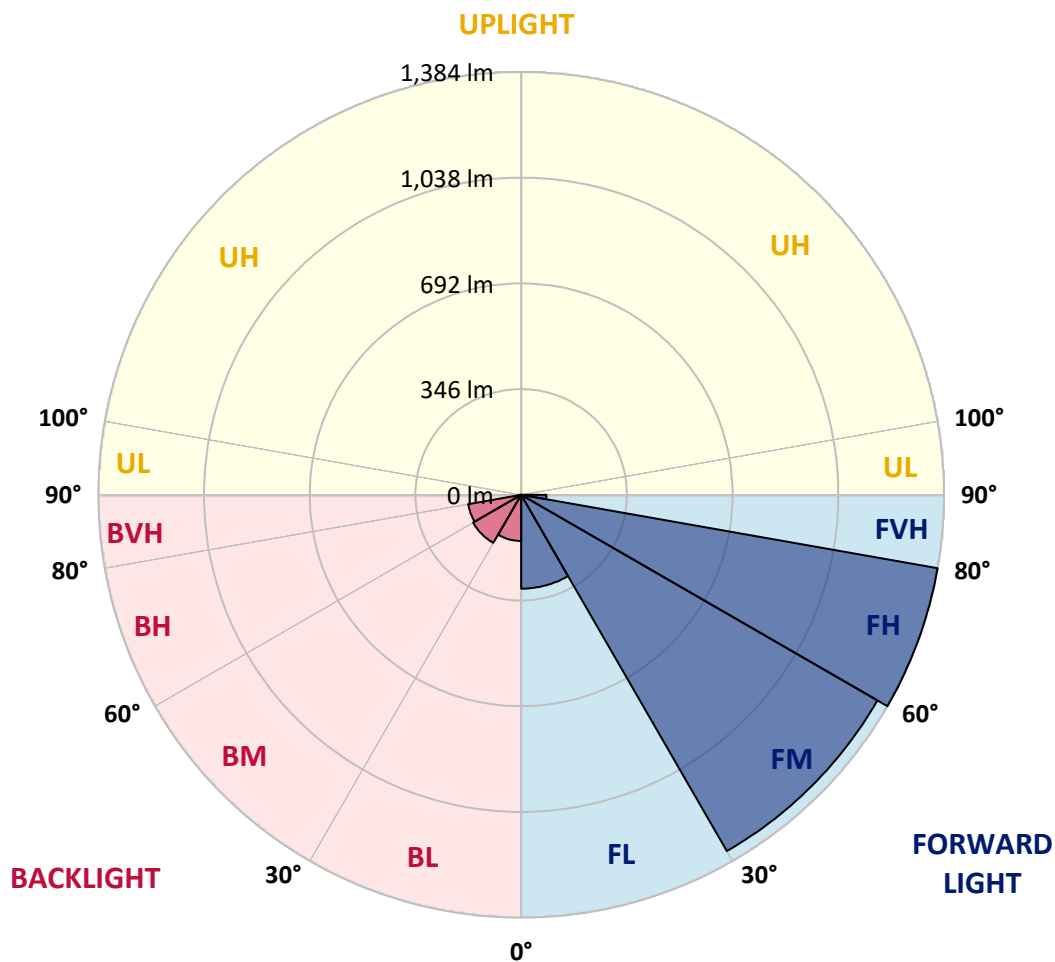
CATALOG NUMBER: GWC-AF-01-LED-E1-SL3-7027-600

LUMINAIRE CLASSIFICATION SYSTEM LUMEN TABLE AND BUG RATING:

Zone		Lumens	% Fixture	Zone Rating/Lumen Limit		
				B	U	G
FL	(0°-30°)	307.2	8.4			
FM	(30°-60°)	1346.7	37.0			
FH	(60°-80°)	1384.3	38.0			G1/1800
FVH	(80°-90°)	82.5	2.3			G1/100
BL	(0°-30°)	151.0	4.2	B1/500		
BM	(30°-60°)	181.9	5.0	B0/220		
BH	(60°-80°)	176.0	4.8	B1/500		G1/500
BVH	(80°-90°)	8.8	0.2			G0/10
UL	(90°-100°)	0.0	0.0		U0/0	
UH	(100°-180°)	0.0	0.0		U0/0	

BUG Rating: B1-U0-G1

Type III Medium





REPORT NUMBER: P270158

CATALOG NUMBER: GWC-AF-01-LED-E1-SL3-7027-600

CANDELA DISTRIBUTION (FULL):

	0°	5°	15°	25°	35°	45°	55°	60°	65°	75°	85°
0°	927.1	927.1	927.1	927.1	927.1	927.1	927.1	927.1	927.1	927.1	927.1
2.5°	946.0	948.3	947.4	946.9	948.4	945.9	940.9	939.3	936.8	931.0	921.1
5°	910.6	916.9	916.6	921.3	929.1	931.4	929.0	929.3	924.9	917.6	901.3
7.5°	849.3	852.0	853.3	863.7	878.1	889.7	899.6	902.6	900.6	894.4	873.3
10°	785.9	788.2	791.4	803.5	821.8	837.8	856.4	867.1	871.7	870.6	847.1
12.5°	731.7	733.7	738.1	751.9	773.7	793.4	820.4	833.7	844.6	851.1	825.9
15°	683.0	687.6	691.8	707.5	731.9	757.9	788.4	805.3	822.2	836.9	807.0
17.5°	645.1	649.6	652.1	666.5	692.5	724.2	760.0	779.8	800.8	824.9	788.4
20°	623.1	625.2	624.1	632.1	655.6	689.1	731.7	754.7	780.2	813.5	769.8
22.5°	616.9	617.0	613.3	612.4	627.5	655.8	701.4	729.3	760.7	806.1	753.8
25°	631.9	631.2	620.8	612.1	613.7	630.3	672.2	704.8	744.3	804.6	741.6
27.5°	665.0	666.6	651.0	634.8	618.8	618.4	650.2	684.4	731.0	811.8	736.3
30°	711.6	714.2	697.5	677.1	647.0	622.2	641.5	672.2	722.6	826.8	735.4
32.5°	762.7	765.4	752.8	731.1	691.8	646.2	647.5	673.3	722.3	847.7	741.3
35°	816.9	820.1	813.5	795.3	751.5	690.2	670.3	690.3	733.7	879.7	757.4
37.5°	877.6	882.5	884.2	866.9	820.1	748.4	707.8	722.6	759.5	924.1	786.6
40°	964.9	971.7	971.2	946.3	898.7	826.9	765.5	769.5	799.9	983.6	833.5
42.5°	1132.3	1133.7	1089.9	1035.6	985.1	909.5	833.7	830.7	855.4	1058.7	902.6
45°	1345.0	1339.3	1241.8	1137.0	1075.5	1004.5	922.5	907.1	925.9	1150.5	989.2
47.5°	1521.6	1508.3	1385.2	1240.5	1171.1	1107.6	1026.8	999.8	1010.1	1254.6	1101.0
50°	1583.1	1573.0	1471.1	1326.5	1261.6	1233.5	1155.1	1116.8	1119.6	1378.5	1231.8
52.5°	1569.9	1568.4	1500.3	1383.4	1346.3	1365.7	1336.8	1284.9	1257.5	1516.3	1373.1
55°	1538.7	1541.8	1517.1	1449.4	1443.1	1493.3	1574.2	1535.9	1450.8	1655.4	1519.3
57.5°	1430.6	1438.4	1492.5	1532.6	1599.1	1673.5	1765.4	1754.6	1658.6	1805.8	1692.9
60°	1152.5	1170.5	1315.7	1516.3	1759.5	1992.5	2033.7	2008.3	1873.1	1992.3	1922.3
62.5°	807.5	826.3	998.8	1313.0	1733.1	2352.8	2513.1	2404.0	2180.9	2267.0	2219.2
65°	432.4	441.2	573.2	910.9	1463.2	2427.2	3213.9	3047.8	2668.4	2605.5	2473.0
67.5°	238.5	243.4	293.8	459.9	937.1	2137.3	3660.2	3785.7	3277.8	2831.1	2426.9
69°	215.7	220.3	253.2	348.4	627.0	1767.2	3616.7	3980.3	3545.0	2808.7	2256.1
70°	210.9	215.1	244.8	321.1	507.6	1456.6	3470.6	3930.5	3608.6	2728.8	2107.0
72.5°	189.8	194.5	223.1	288.4	433.7	726.2	2749.2	3323.4	3276.3	2366.0	1598.2
75°	177.0	181.2	230.1	282.4	415.2	459.7	1812.4	2449.3	2408.4	1655.0	861.7
77.5°	75.7	75.4	106.7	238.9	421.5	445.0	973.9	1530.2	1396.1	707.4	247.5
80°	50.7	49.8	50.7	70.2	386.5	447.4	510.1	776.7	586.7	180.3	122.0
82.5°	43.6	42.8	44.5	42.8	135.9	510.7	433.7	413.0	279.0	102.4	60.5
85°	29.4	28.1	38.3	38.4	64.1	453.9	488.6	348.9	225.7	60.8	29.9
87.5°	14.1	13.7	22.3	27.3	37.5	184.3	548.1	357.4	227.6	31.1	14.3
90°	0.0	0.0	0.0	0.0	0.0	0.0	0.0	0.0	0.0	0.0	0.0



REPORT NUMBER: P270158

CATALOG NUMBER: GWC-AF-01-LED-E1-SL3-7027-600

CANDELA DISTRIBUTION (continued):

	90°	95°	105°	115°	125°	135°	145°	155°	165°	175°	180°
0°	927.1	927.1	927.1	927.1	927.1	927.1	927.1	927.1	927.1	927.1	927.1
2.5°	918.2	910.9	904.0	895.5	886.6	876.8	872.0	867.0	865.7	864.3	859.5
5°	892.8	882.7	865.1	845.8	825.4	805.5	790.4	780.8	773.7	769.9	763.5
7.5°	860.1	845.2	814.5	781.0	746.9	715.5	688.5	671.5	655.3	647.7	639.1
10°	829.0	806.7	758.9	709.8	660.4	613.3	568.7	537.2	509.2	493.7	482.6
12.5°	802.4	771.7	705.4	638.9	571.4	504.0	437.5	385.1	341.4	318.3	306.5
15°	776.3	739.5	654.7	570.2	483.5	391.9	304.4	245.0	208.8	194.5	189.5
17.5°	752.8	705.4	603.8	501.0	392.7	282.1	204.5	171.8	158.0	153.3	151.6
20°	727.3	671.3	550.8	428.5	298.2	197.2	159.8	145.3	139.7	138.2	137.6
22.5°	702.7	637.4	500.1	351.0	214.2	152.3	137.4	131.3	130.4	131.6	131.6
25°	681.8	607.3	445.5	270.0	157.4	128.1	122.9	121.5	124.8	129.4	130.3
27.5°	666.2	582.5	387.3	199.3	125.4	111.4	111.3	113.5	121.8	130.6	132.3
30°	655.5	558.8	325.1	143.8	105.1	98.1	100.9	105.8	117.9	130.4	133.8
32.5°	650.0	541.5	260.2	111.3	90.0	86.1	90.9	96.8	108.8	120.5	124.8
35°	654.1	528.7	199.2	92.7	79.4	76.4	81.3	87.1	94.2	99.2	102.4
37.5°	670.0	523.6	150.2	83.2	72.3	69.3	73.3	76.6	79.4	80.8	82.5
40°	704.1	529.0	120.5	78.2	68.2	64.7	66.3	67.6	69.3	70.6	71.3
42.5°	754.3	545.5	107.8	76.3	66.0	60.9	60.6	61.2	63.4	66.0	66.7
45°	824.6	574.1	107.1	77.6	65.0	58.0	56.5	57.1	60.6	64.7	65.3
47.5°	914.5	618.2	114.1	81.1	65.9	56.5	53.8	54.6	59.1	64.5	65.3
50°	1023.3	679.5	125.9	86.6	69.8	56.8	52.9	53.4	58.0	64.0	64.9
52.5°	1151.7	766.4	138.7	91.9	73.8	59.1	53.5	52.5	56.7	61.9	62.9
55°	1294.5	878.1	151.9	96.7	75.9	61.9	54.9	50.9	54.0	58.4	59.2
57.5°	1470.0	1034.2	174.7	101.1	77.3	63.8	56.5	49.5	50.7	53.8	54.4
60°	1707.5	1254.9	215.0	108.8	80.5	64.5	56.2	48.2	47.3	49.0	49.3
62.5°	1992.0	1494.6	248.6	118.2	85.8	65.0	55.2	47.4	44.5	44.5	44.8
65°	2161.0	1558.7	229.8	126.2	90.2	64.5	54.0	46.6	42.4	40.5	40.7
67.5°	2017.7	1371.0	197.0	127.7	90.0	62.1	52.0	44.9	40.2	37.3	37.1
69°	1838.2	1182.8	182.3	123.5	85.8	58.8	49.5	43.3	38.6	35.6	35.4
70°	1693.6	1068.1	172.6	118.9	81.1	56.7	47.6	41.6	37.4	34.5	34.0
72.5°	1231.3	699.9	147.4	102.2	67.0	47.4	41.1	36.6	33.3	31.6	31.4
75°	615.2	333.8	119.7	83.0	51.4	38.0	33.7	30.6	28.9	28.7	28.4
77.5°	202.1	152.9	85.6	61.9	38.2	29.7	27.3	25.0	24.7	25.6	25.3
80°	111.1	88.9	54.3	41.0	26.1	21.7	21.4	20.2	20.8	22.5	22.2
82.5°	56.7	46.3	33.5	24.7	17.5	15.6	17.1	16.3	17.1	18.7	18.4
85°	27.9	25.3	21.3	14.9	11.6	10.1	12.1	12.7	13.0	14.3	14.3
87.5°	16.2	14.9	11.3	7.0	5.7	5.3	7.0	6.8	8.1	8.9	8.7
90°	0.0	0.0	0.0	0.0	0.0	0.0	0.0	0.0	0.0	0.0	0.0

(END OF REPORT)